



Estd. 1970

OFFICE OF THE PRINCIPAL
SONARI COLLEGE

P.O.: Sonari, Dist.: Charaideo (Assam)

PIN 785690

e-mail:principalsonaricollege@gmail.com

Phone No .03772 256515(O)

Ref. No.

Date.....

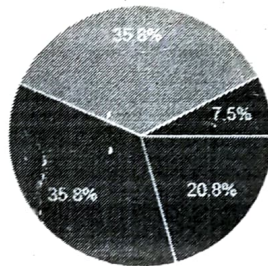
Parents Feedback Analysis (2021-2022)

Total Responses: 106

1. Regarding Admission Procedure of the college 35.8% parents responded in both the categories Good and Very Good. 20.8% responded Excellent. 7.5% parents opted for Average.

1. Admission procedure

106 responses




- Excellent (4)
- Very Good (3)
- Good (2)
- Average (1)

2. Regarding Examination System 34% parents responded in the category Good. 33% parents responded Very Good. 28.3% and 4.7% opted for Excellent and Average respectively.

2. Examination system

106 responses




- Excellent (4)
- Very Good (3)
- Good (2)
- Average (1)

3. Regarding Evaluation of the students 37.7% parents responded in the category Good. 34.9% opted for Very Good. 24.5% responded Excellent. 2.9% parents responded Average.

3. Evaluation of the students

106 responses




- Excellent (4)
- Very Good (3)
- Good (2)
- Average (1)

4. Regarding Contents and Design of the Curriculum 42.5% parents responded Good. 28.3% responded in the category Very Good. 23.6% and 5.6% opted for Excellent and Average respectively.

4. Contents and design of the curriculum

106 responses




- Excellent (4)
- Very Good (3)
- Good (2)
- Average (1)

5. Regarding Career Counseling and Guidance 38.7% parents responded in the category Very Good. 30.2% opted for Good. 20.8% responded Excellent and 10.4% chose Average.

5. Career counseling and guidance

106 responses

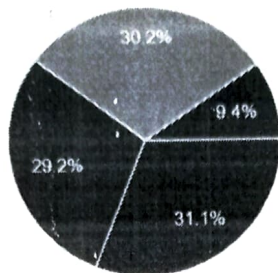


- Excellent (4)
- Very Good (3)
- Good (2)
- Average (1)

6. Regarding Library 31.1% parents opted for Excellent and 30.2% responded Good. 29.2% chose Very Good. 9.4% parents chose Average.

6. Library

106 responses

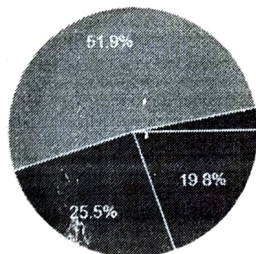


- Excellent (4)
- Very Good (3)
- Good (2)
- Average (1)

7. Regarding Infrastructure 51.9% parents responded in the category Good. 25.5% chose Very Good. 19.8% and 2.8% opted for Excellent and Average respectively.

7. Infrastructure.

106 responses

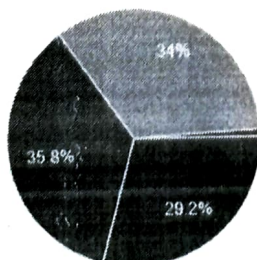


- Excellent (4)
- Very Good (3)
- Good (2)
- Average (1)

8. Regarding Academic Environment 35.8% parents opted for Very Good. 34% responded in the category Good. 29.2% parents chose Excellent and only 1% of parents responded Average.

8. Academic environment

106 responses



- Excellent (4)
- Very Good (3)
- Good (2)
- Average (1)

[Signature]
Principal
SONARI COLLEGE
SONARI

[Signature]
CO-ORDINATOR
IQAC
SONARI COLLEGE